

Juvenile Justice Data Collection Statute

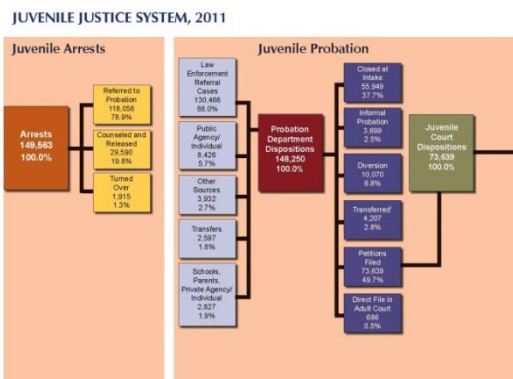
GOAL OF STATUTE: The goal of the statute is to establish a Juvenile Justice Information System, which would collect data pertaining to juvenile contact with law enforcement and the judicial system. The purpose of the system is to provide the State with key information on juvenile offenses and outcomes to ensure data driven decisions.

Our Purpose: The Council is supporting the data collection effort, and we think it would be good for prosecutors and legislators. The data could help the state and communities to know what is available/effective so we could spend our money more effectively. It would tell us where to concentrate our resources.

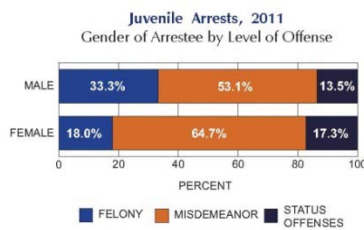
We want to get feedback from prosecutors about what they would like to see in any data collection statute, so that we can get data that can help them. In other words, what would they like to see in the statute?

Here are some concrete examples of information that is currently being collected in other states.

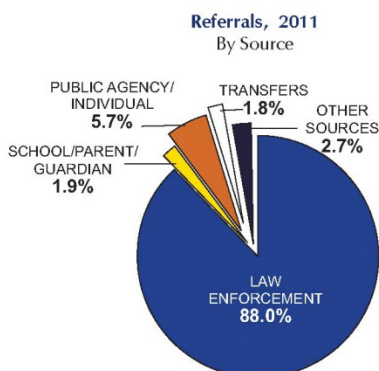
1. How many juveniles went through the system and what was the pattern of service referral?



2. What was the gender distribution of juvenile arrests, and what were they being charged with?

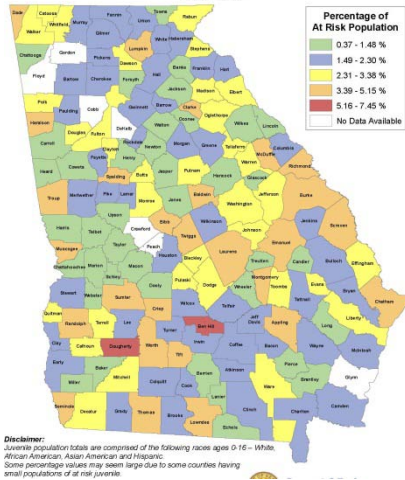


3. What are the major referral sources for juvenile cases?



4. Which counties are referrals coming from? We could use mapping to provide quick visual answers.

Statewide Referrals as a Percentage of At Risk Populatio
By Race - All Races
Year - 2011



5. We could create a statewide data base and counties can access their own data for decision making.

Georgia Juvenile Justice DATA CLEARINGHOUSE
Governor's Office for Children and Families

Home | About | Notes on Available Data | What is Available | Site Definitions | Admin

Juvenile Justice Decision Points Report

Select Year: 2011 | Select County Name: All Counties | [Go Back To Reports And Dashboards](#)

Juvenile Justice Decision Points for All Counties in Georgia for 2011
(Report includes delinquent and status offenses only)

Reporting Period: January 2011 through December 2011

Description	Total Youth	White	Black or African American	Hispanic or Latino	Asian	Native Hawaiian / Pacific Islanders	American Indian / Alaska Native	Other / Mixed	All Minorities
1. At Risk Population (0 through 16) (Data represent 100% of Georgia Juvenile At Risk Population)	2348774	1128722	813385	315909	84997	-	5761	-	122
2. Arrests (Data represent 52.55% of Georgia Juvenile At Risk Population)	25652	10819	13217	1109	53	0	8	446	1
3. Cases/Referral to Juvenile Court (Data represent 83.53% of Georgia Juvenile At Risk Population)	47894	15844	27712	3235	279	-	12	812	5
4. Cases Diverted (Data represent 52.53% of Georgia Juvenile At Risk Population)	24024	8814	13268	1407	168	-	9	358	1
5. New Instances of Secure Detention (Data represent 100% of Georgia Juvenile At Risk Population)	16007	3874	10576	1204	25	0	7	321	1
6. Cases Petitioned (Data represent 83.53% of Georgia Juvenile At Risk Population)	24284	7263	14593	1871	115	-	3	439	1
7. Cases Resulting in Delinquent	15408	4688	9269	1117	59	-	2	273	1

4:08 PM 1/23/2014